


Post Pattern Burnside: A Comprehensive Guide to This Versatile Quilting Technique

In the realm of quilting, Post Pattern Burnside stands as a testament to the enduring power of traditional techniques combined with modern creativity. This captivating technique, originating from the mind of renowned quilter Nancy J. Martin, has gained immense popularity among quilt enthusiasts worldwide due to its versatility and ability to produce visually stunning quilts.



Post Pattern (Burnside Series Book 1) by David Chill

★★★★☆ 4.2 out of 5

Language	: English
File size	: 3113 KB
Text-to-Speech	: Enabled
Screen Reader	: Supported
Enhanced typesetting	: Enabled
X-Ray	: Enabled
Word Wise	: Enabled
Print length	: 229 pages
Lending	: Enabled



Origins of Post Pattern Burnside

Post Pattern Burnside emerged in the late 1990s from Nancy J. Martin's desire to explore new possibilities within traditional quilt block patterns. Inspired by the classic Log Cabin block, she sought to create a more complex and dynamic design that utilized fabric scraps and leftover pieces.

Nancy J. Martin's experimentation led her to the discovery of the Post Pattern Burnside technique, named after her hometown of Post, Texas. This innovative approach involved using post-it notes to label multiple fabric strips and then sewing them together in a specific order to form intricate quilt blocks.

Variations of Post Pattern Burnside

The beauty of Post Pattern Burnside lies in its endless possibilities for variation. Quilters can experiment with different fabric combinations, strip widths, and block arrangements to create unique and personalized quilts. Some popular variations include:

- **Traditional Post Pattern Burnside:** This variation follows the original method of using post-it notes to label fabric strips and sewing them in a specific order.
- **Double Post Pattern Burnside:** A more advanced variation that involves doubling the number of fabric strips and rotating them to create even more intricate patterns.
- **Stripped Post Pattern Burnside:** This variation utilizes wider strips of fabric that are cut into smaller segments and sewn together.
- **Scrappy Post Pattern Burnside:** A fun and economical way to use up fabric scraps by incorporating them into the strip combinations.

Step-by-Step Instructions for Traditional Post Pattern Burnside

To create a traditional Post Pattern Burnside quilt block, you will need the following materials:

- Fabric scraps or strips in various colors and patterns

- Post-it notes or other small labels
- Scissors
- Sewing machine

Instructions:

1. **Prepare the Fabric Strips:** Cut fabric strips in various widths (e.g., 1 inch, 1.5 inches, 2 inches) and lengths (e.g., 6 inches, 8 inches, 10 inches).
2. **Label the Fabric Strips:** Use post-it notes or other small labels to label each fabric strip with a number or letter, corresponding to the order in which they will be sewn.
3. **Sew the First Row:** Lay out the fabric strips in the correct order and sew them together end-to-end. Press the seam allowance.
4. **Rotate and Sew:** Rotate the fabric strip row by 180 degrees and sew another strip row to the first end. Repeat this process until all fabric strips have been used.
5. **Press and Trim:** Press the completed quilt block and trim any excess fabric around the edges.


Creative Applications of Post Pattern Burnside

Beyond the traditional quilt block format, Post Pattern Burnside can be applied to a wide range of quilting projects, including:

- **Quilts:** Create stunning quilts of all sizes and shapes using Post Pattern Burnside blocks, arranged in various patterns.

- **Pillows:** Add a touch of Post Pattern Burnside charm to your home décor with decorative pillows featuring intricate block designs.
- **Wall Hangings:** Showcase Post Pattern Burnside blocks as unique and eye-catching wall art, framed or displayed on a quilt hanger.
- **Table Runners:** Dress up dining tables and special occasions with Post Pattern Burnside table runners, adding a touch of elegance and style.
- **Bags and Accessories:** Create stylish and functional bags, totes, and other accessories adorned with Post Pattern Burnside designs.

Post Pattern Burnside has firmly established itself as a beloved and versatile quilting technique that continues to inspire and delight quilters of all skill levels. Its origins in traditional block patterns and the endless possibilities for variation make it an enduring favorite, offering a perfect blend of heritage and innovation. Whether you choose to create traditional quilt blocks or embark on creative applications, the Post Pattern Burnside technique is an invitation to explore the depths of your creativity and produce stunning works of quilt art.




Post Pattern (Burnside Series Book 1) by David Chill

★★★★☆ 4.2 out of 5

Language : English
 File size : 3113 KB
 Text-to-Speech : Enabled
 Screen Reader : Supported
 Enhanced typesetting : Enabled
 X-Ray : Enabled
 Word Wise : Enabled
 Print length : 229 pages
 Lending : Enabled

FREE

DOWNLOAD E-BOOK



The Proven Step Plan To Stop Picky Eating, Solve Feeding Problems, And Expand Your Child's Food Repertoire

Picky eating is a common challenge for parents and children alike. It can be frustrating for parents who want their children to eat a...



The Diabetics Menu: Your Low Carb Options

If you're living with diabetes, you may be wondering what your low-carb options are. This article will provide you with a comprehensive diabetics menu that includes a wide...