

Beginners Beanie Hat Crochet Pattern: A Comprehensive Guide




Beginners Beanie Hat: Crochet Pattern by Amy Wright

★★★★☆ 4.4 out of 5

Language : English

File size : 1645 KB

Text-to-Speech : Enabled



Screen Reader : Supported
Enhanced typesetting : Enabled
Print length : 14 pages



Crocheting a beanie hat is a great way to learn the basics of crochet and create a stylish and warm accessory. This beginner-friendly pattern is perfect for those who are new to crochet or want to practice their skills.

The pattern is written in US crochet terms and includes step-by-step instructions with clear photos to help you along the way. You will need a worsted weight yarn and a size H crochet hook to complete this project.

Materials

- 1 skein of worsted weight yarn
- Size H crochet hook
- Yarn needle
- Scissors

Gauge

4 inches = 10 stitches and 5 rows in single crochet

Finished Size

Adult size: 9 inches wide x 8 inches tall

Pattern

Round 1: Ch 4, sl st to form a ring. (4 sts)

Round 2: Ch 2, *sc in each st around. (8 sts)

Round 3: Ch 2, *sc in each st around, 2 sc in last st. (12 sts)

Round 4: Ch 2, *sc in each st around, sc in last 2 sts. (16 sts)

Round 5: Ch 2, *sc in next 2 sts, sc in each st around, sc in last 2 sts. (20 sts)

Round 6: Ch 2, *sc in next 3 sts, sc in each st around, sc in last 2 sts. (24 sts)

Round 7: Ch 2, *sc in next 4 sts, sc in each st around, sc in last 2 sts. (28 sts)

Round 8: Ch 2, *sc in next 5 sts, sc in each st around, sc in last 2 sts. (32 sts)

Round 9: Ch 2, *sc in next 6 sts, sc in each st around, sc in last 2 sts. (36 sts)

Round 10: Ch 2, *sc in each st around. (36 sts)

Round 11: Repeat Round 10.

Round 12: Repeat Round 10.

Round 13: Repeat Round 10.

Round 14: Repeat Round 10.

Round 15: Repeat Round 10.

Round 16: Repeat Round 10.

Round 17: Repeat Round 10.

Round 18: Repeat Round 10.

Round 19: Repeat Round 10.

Round 20: Repeat Round 10.

Round 21: Repeat Round 10.

Round 22: Repeat Round 10.

Round 23: Repeat Round 10.

Round 24: Repeat Round 10.

Round 25: Repeat Round 10.

Round 26: Repeat Round 10.

Round 27: Repeat Round 10.

Round 28: Repeat Round 10.

Round 29: Repeat Round 10.

Round 30: Repeat Round 10.

Round 31: Repeat Round 10.

Round 32: Repeat Round 10.

Round 33: Repeat Round 10.

Round 34: Repeat Round 10.

Round 35: Repeat Round 10.

Round 36: Repeat Round 10.


Round 37: Repeat Round 10.

Round 38: Repeat Round 10.

Round 39: Repeat Round 10.

Round 40: Sl st to join, ch 1. (36 sts)

Finish Off: Cut yarn, leaving a 6-inch tail. Pull



Beginners Beanie Hat: Crochet Pattern by Amy Wright

★★★★☆ 4.4 out of 5

Language : English

File size : 1645 KB

Text-to-Speech : Enabled


Screen Reader : Supported

Enhanced typesetting : Enabled

Print length : 14 pages

FREE

DOWNLOAD E-BOOK



The Proven Step Plan To Stop Picky Eating, Solve Feeding Problems, And Expand Your Child's Food Repertoire

Picky eating is a common challenge for parents and children alike. It can be frustrating for parents who want their children to eat a...



The Diabetics Menu: Your Low Carb Options

If you're living with diabetes, you may be wondering what your low-carb options are. This article will provide you with a comprehensive diabetics menu that includes a wide...